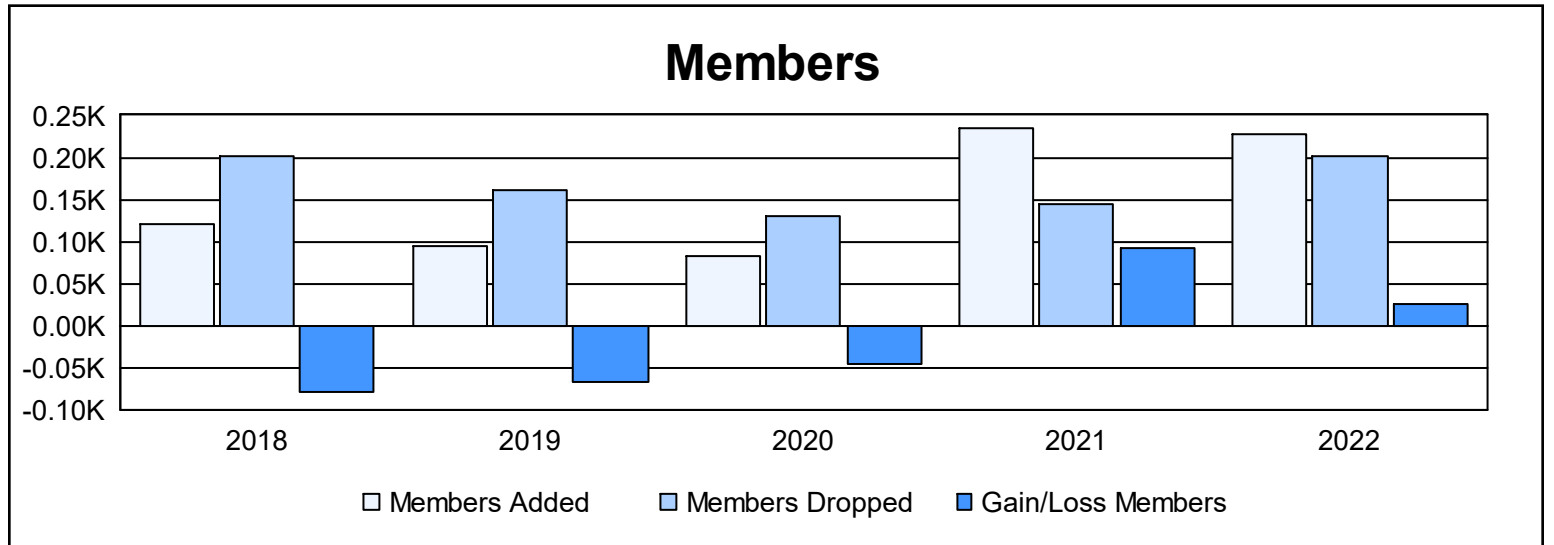
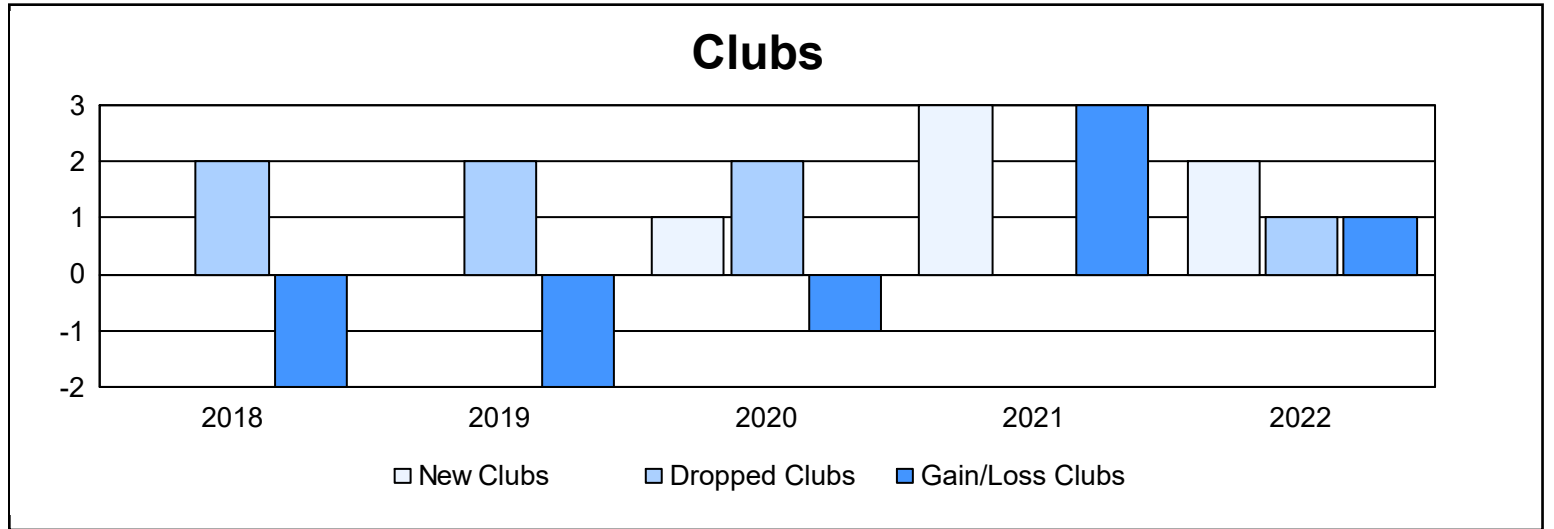
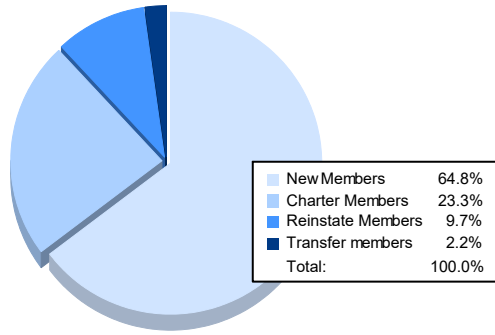


Year	New Clubs	Dropped Clubs	Gain/ Loss Clubs	New Members	Charter Members	Reinstate Members	Transfer Members	Total Member Added	Total Members Dropped	Gain/ Loss Members
2017-2018	0	2	-2	83	2	21	15	121	201	-80
2018-2019	0	2	-2	82	2	6	5	95	162	-67
2019-2020	1	2	-1	55	20	4	4	83	129	-46
2020-2021	3	0	3	129	63	43	0	235	144	91
2021-2022	2	1	1	147	53	22	5	227	202	25
<b>Average</b>	<b>1</b>	<b>1</b>	<b>0</b>	<b>99</b>	<b>28</b>	<b>19</b>	<b>6</b>	<b>152</b>	<b>168</b>	<b>-15</b>



### Membership Composition June 2022 Cumulative



### Gender Composition June 2022 Cumulative

